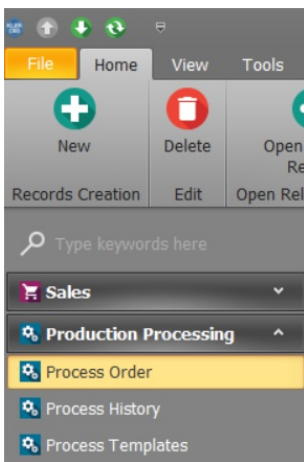


# Creating a New Process Order

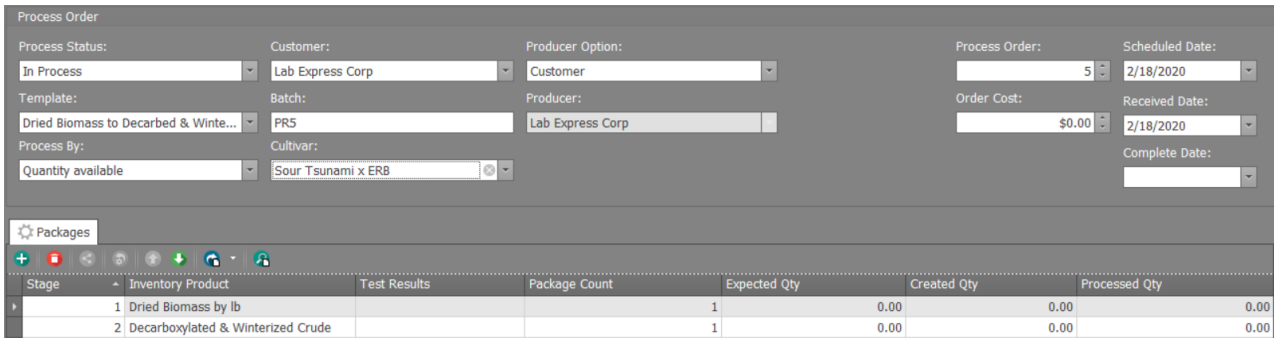
Last Modified on 02/18/2020 11:14 am MST

## Creating a New Process Order

Select Process Order from the Production Processing tab on the left and click New



Choose the options from left to right, you can use a template or create a one-off Process Order



Process Order

Process Status:  Customer:  Producer Option:  Process Order:  Scheduled Date:

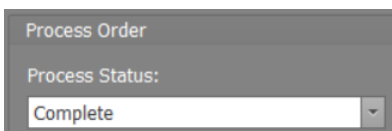
Template:  Batch:  Producer:  Order Cost:  Received Date:

Process By:  Cultivar:  Complete Date:

⚙ Packages

| Stage | Inventory Product                 | Test Results | Package Count | Expected Qty | Created Qty | Processed Qty |
|-------|-----------------------------------|--------------|---------------|--------------|-------------|---------------|
| 1     | Dried Biomass by lb               |              | 1             | 0.00         | 0.00        | 0.00          |
| 2     | Decarboxylated & Winterized Crude |              | 1             | 0.00         | 0.00        | 0.00          |

Once you have completed the order, change the Status to Complete



Process Order

Process Status: